



WOODENSAPES

BALANCERS & CLIMBERS



S

S: Single Balancing Beam
L : 2.1m long x W: 0.3m
separate from Jungle Gym
- R1 000.00
attached to Jungle Gym
- R800.00



T

T: Double Balancing Beam
L : 4.2m long x W: 0.3m
separate from Jungle Gym
- R1 800.00
attached to Jungle Gym
- R1 500.00



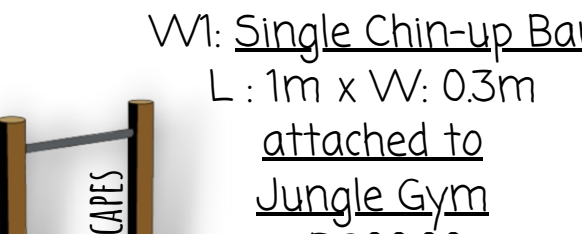
U

U: Stepping Blocks (12x steps)
L : 1.2m x W: 0.3m
separate from Jungle Gym
- R1 700.00



V

V: Hopscotch
L : 3.6m x W: 0.8m
separate from Jungle Gym
- R1 000.00



W1: Single Chin-up Bar
L : 1m x W: 0.3m
attached to Jungle Gym
- R600.00



W2

W2: Double Chin-up Bar
L : 2m x W: 0.3m
attached to Jungle Gym
- R1 300.00

separate from Jungle Gym
- R2 000.00




W3

W3: Triple Chin-up Bar
L : 3m x W: 0.3m
attached to Jungle Gym
- R2 100.00
separate from Jungle Gym
- R2 600.00




A

A: Intertwine
L : 2.1m x W: 0.5m
separate from Jungle Gym
- R3 500.00




B

B: Shuffle Walk
L : 2.1m x W: 0.3m
separate from Jungle Gym
- R3 500.00



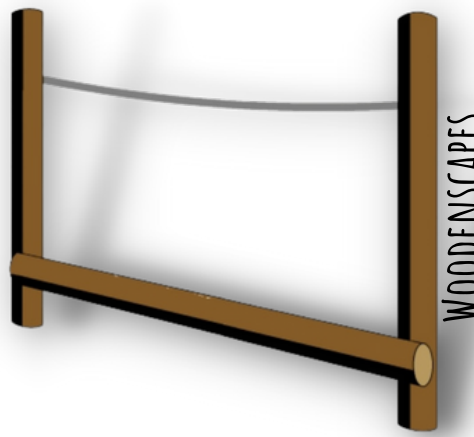
C

C: Twister
L : 2.1m x W: 0.3m
separate from Jungle Gym
- R2 700.00



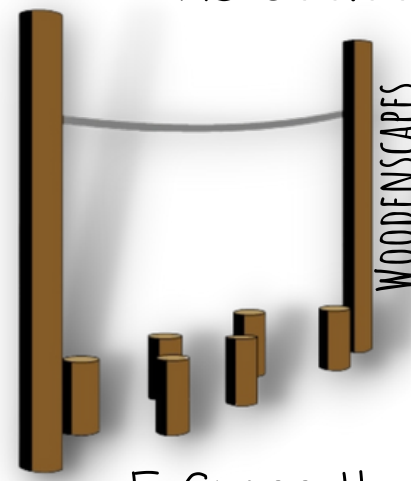
D

D: Striding Stilts
L : 2.1m x W: 0.3m
separate from Jungle Gym
- R1 400.00




E

E: Log Beam & Chain
L : 2.1m x W: 0.3m
separate from Jungle Gym
- R1 500.00




F

F: Cross the river with Chain
L : 2.1m x W: 0.3m
separate from Jungle Gym
- R2 200.00



G

G: Log Beam
L : 2.1m x W: 0.3m
separate from Jungle Gym
- R1 600.00




H

H: Zig-Zag Stilts
L : 2.1m x W: 0.3m
separate from Jungle Gym
- R2 500.00



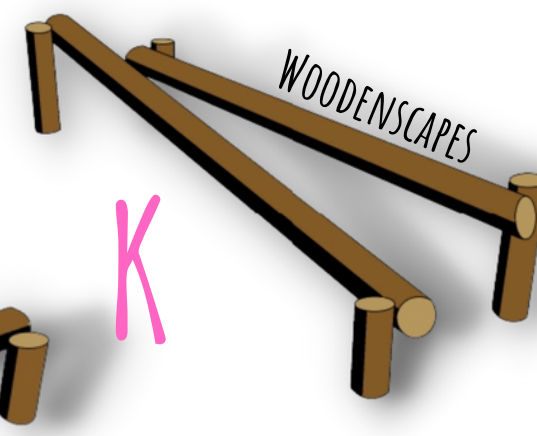
I

I: Straight Stepper
L : 2m x W: 2m
separate from Jungle Gym
- R2 600.00



J

J: Zig-Zag Stepper
L : 2.1m x W: 1m
separate from Jungle Gym
- R2 400.00




K

K: Cross Beam
L : 2.1m x W: 0.5m
separate from Jungle Gym
- R1 400.00




L

L: Wobble Beam
L : 2.1m x W: 0.2m
separate from Jungle Gym
- R900.00




M

M: Cargo Twister
L : 2.1m x W: 0.2m
separate from Jungle Gym
- R2 200.00




N

N: Scramble Logger
L : 2.1m x W: 2.1m
separate from Jungle Gym
- R5 400.00



O

O: Tunnel Net
L : 2.1m x W: 1m
separate from Jungle Gym
- R5 100.00



P

P: Scramble Net
L : 2.1m x W: 1.9m
separate from Jungle Gym
- R3 700.00




Q

Q1: Double Seater Seesaw at 2.4m long
- R2 500.00


Q2: Quadruple Seater Seesaw at 3m long
- R3 200.00

R1: Single Balancing Beam with Knotted Rope
- R1 000.00



R2

R2: Double Balancing Beams with Knotted Rope
- R1 600.00



X

X: Pyramid Climber
L : 1.2m x W: 1.2m
separate from Jungle Gym
- R4 200.00

- NO ADDITIONAL COSTS TO INSTALLATION, & NO ADDED VAT.
- DELIVERY / TRAVEL COSTS ARE NOT INCLUDED.
- CHOOSE EITHER CEMENTED OR FREESTANDING.
- REPLACE OUR STANDARD GALVANISED D-SHAKKELS
- TO STAINLESS STEEL, FOR R50.00 EXTRA EACH.
- YOU CAN ADD OR REMOVE ANY OF OUR COMPONENTS ON THE A-FRAME.
- LOOK ON OUR ADDITIONAL ACCESSORIES LISTED, FOR DIFFERENT ACTIVITIES!!!